
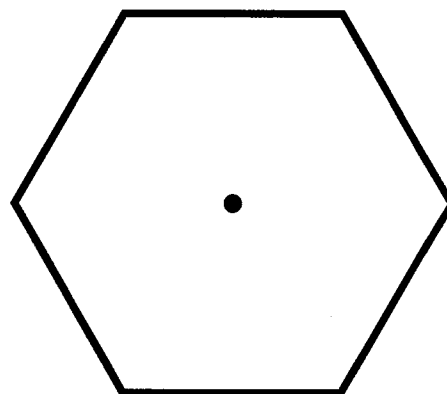


Finding Rotational Symmetry


You need two copies of this sheet. Cut out the shapes on the first copy. For each shape in turn, position the cut-out shape exactly on top of the corresponding shape on the second sheet. Use a pin or a pen-tip on the marked axis of rotation (the dot in the shape) and rotate the cut-out over the top of the shape on the sheet below. Determine what fraction of a turn is required to get the shapes to exactly correspond again. Work out what angle this is. What happens when you turn the shape by the same angle again? How many times can you turn it until you get back to the start?



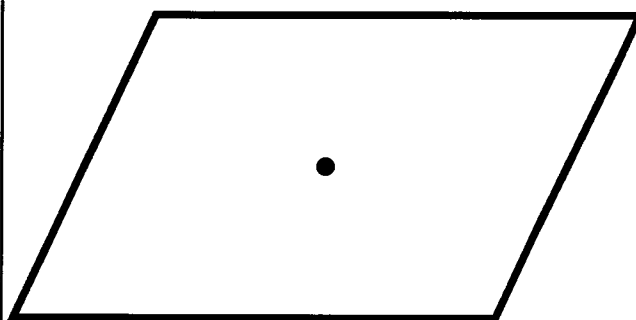
Angle:



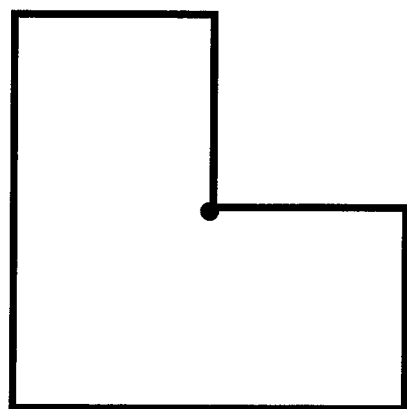
Angle:




Angle:



Angle:



Angle:



Angle: